



Vacuum cleaner for dust extraction




The Cyborg X-300 should always be used with a dust extractor
The X-300 controller can switch a vacuum cleaner on and off automatically at the beginning and at the end of an engraving job.
To do so there is a dedicated 24 VDC outlet at the rear of the machine. In fact there are 2 identical outlets.
The lower one is meant to connect the vacuum cleaner.



If this icon is shown on the virtual pendent, the vacuum cleaner outlet will be powered.



If this icon is shown on the virtual penden, the vacuum outlet will not be powered.



Every X-300 comes with a short cable with plug to put in the “dust collector” outlet. The purpose is to switch on and off a 24 VDC relay which in turn can switch a vacuum cleaner on and off.

Clicking on the icon will alternate between the 2 possible choices.

Return to [the keypad overview](#).
Continue to [the table of contents](#).

From:
<https://manuals.cyborg-engravers.com/> - **cyborg-engravers**

Permanent link:
https://manuals.cyborg-engravers.com/doku.php?id=es:x300:dust_extraction_key

Last update: **2022/09/24 22:25**

