

Load a job from the computer






The “DNC” which you see on the key, refers to “Direct” or “Distributed Numerical Control”, a technique to transfer data from a computer to a machine controller.

This function key will allow you to access files directly from the host computer’s memory. DNC allows you to load jobs without the engraving program running.

DNC also makes it possible to run cnc files not coming from the Symmetry engraving program, but from any CAM software with a correct postprocessor.



- Press the DNC function key.
An Explorer window will open in which you can choose the desired folder. When in the desired folder, double-click the job you want to engrave, or single-click on the jobname and confirm with the “Open” button in the lower right corner of the window.
- The message field on the virtual pendent will display the following message:
| jobname (name of the job)
| Press START.
- Press one of the following function keys to execute the proper command:
 -  START - Will execute the selected job file.
 -  CANCEL - Will cancel out the selected job file.
 -  PAUSE - Will allow you to change a tool, while holding the file in queue.
- When the file is finished running, the display will return to the main screen.

Return to [the keypad overview](#).

Continue to [the table of contents](#).

From:

<https://manuals.cyborg-engravers.com/> - **cyborg-engravers**

Permanent link:

https://manuals.cyborg-engravers.com/doku.php?id=en:x200:dnc_key

Last update: **2025/04/22 08:31**

