












The Icon Bar



The icon bar is located at the top of your Symmetry screen, just below the [Menu bar](#)

	New job
	Open job
	Save job
	Copy current line
	Paste on current line
	Select Line
	Previous Zoom State
	Zoom In
	Zoom Out
	Point to Point Ruler
	Move to Front

From:
<https://manuals.cyborg-engravers.com/> - **cyborg-engravers**

Permanent link:
<https://manuals.cyborg-engravers.com/doku.php?id=en:symmetry:icons>

Last update: **2023/05/17 10:05**

