





The machine does not initialise

Check the following:

1. Is the power cord connected between your wall outlet and the X-300 socket ?
2. Does your wall outlet supply power? Did you measure it with a multimeter ?
3. Are the two glass fuses inside the main filter still OK? They sit just near the power cord socket. Check them with an Ohm-meter.
4. When switching on the machine, do you hear the fan and do you hear the motors locking? If not, the power switch might be defective.
5. If the power switch is OK, the 48 VDC power supply might be defective. It feeds the fan and the step drives.
6. With the protective cover OPEN, and trying to home the spindle  + , do you see an image over the pendent indicating that you should close the cover ?
7. If you see this image and the machine does still not look for its home when pushing  + , you need to call your dealer.

Continue to [trouble shooting, spindle does not rotate](#).
Continue to [the table of contents](#).

From:
<https://manuals.cyborg-engravers.com/> - **cyborg-engravers**

Permanent link:
https://manuals.cyborg-engravers.com/doku.php?id=de:x300:machine_not_initializing

Last update: **2023/06/16 09:42**

