




Cancelling an engraving job

In order to cancel a job which is ready to be engraved (its name is visible in the status bar of the virtual pendent) but not yet started, just hit the  key.

If you want to cancel a job which has already started to be engraved, click the Pause  icon.

The Resume  icon will be displayed. Do not click on it, but click on the Cancel  key. The job in question will be deleted from the pendent's memory.

Continue to [restarting or resuming the engraving job](#).
Continue to [the table of contents](#).

From:

<https://manuals.cyborg-engravers.com/> - **cyborg-engravers**

Permanent link:

https://manuals.cyborg-engravers.com/doku.php?id=de:x300:cancel_a_job

Last update: **2023/06/16 09:42**

